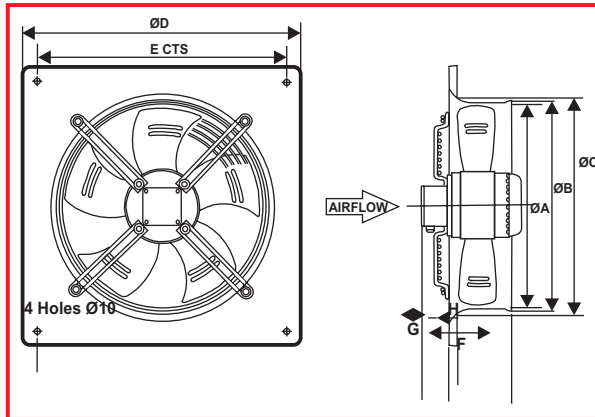


Plate Mounted sickle blade - Type Industrial CFP Series



■ Features

All fans include a one piece bellmouth mounting plate. The motor and fan impeller are supported within this mounting plate by a strong electro welded steel support frame. All models also include a steel finger proof guard, ISO 13582, as standard mounted to the inlet side of the fan as well as condensation drain holes. There are 8 standard sizes from 250 to 630mm, all fully speed controllable and can operate up to 95% humidity. The fans produce air volume flow rates of up to 4,2m³/s and can handle static pressure up to 200Pa.

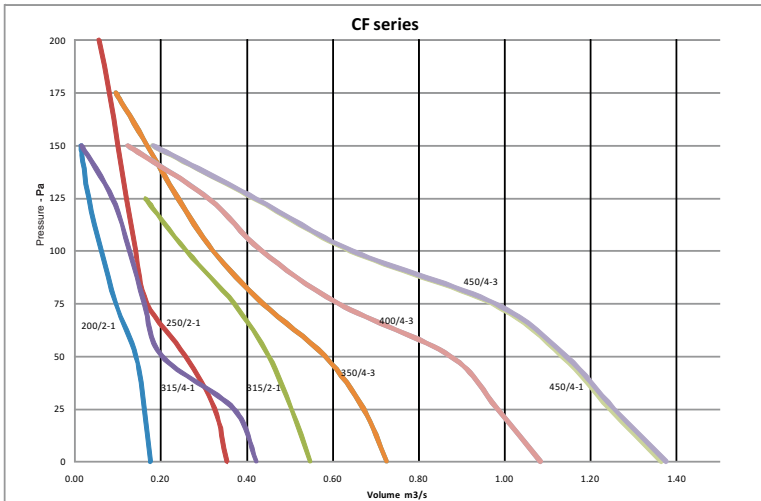
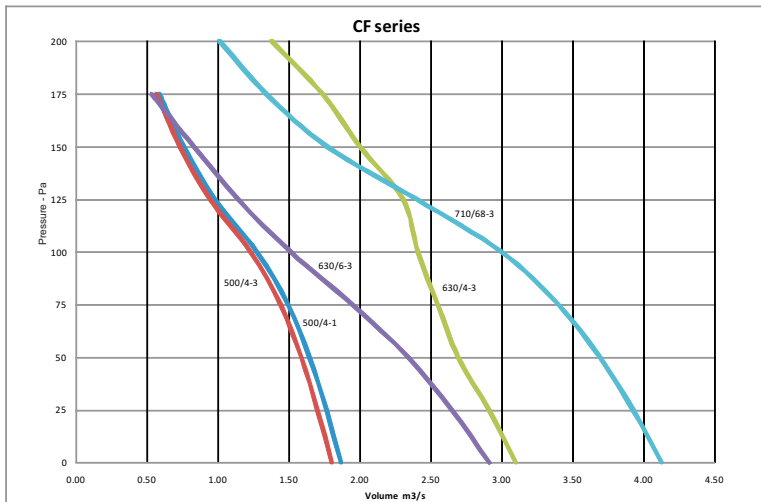
■ Motors

All CFP plate mounted Sickle Blade Axial fans incorporate asynchronous induction type motors with squirrel cage external rotors. Sealed for life ball bearings can be operated at any angle. The motors are protected to IP54 with Class F insulation, suitable for operating temperatures up to 55°C with thermal overload protection on the single phase. Two, four and six pole motors are available.

■ Dimensions(mm)

Model	ØA	ØB	ØC		E				
200	200	210	215	315	260	50	60	15	2
250	250	260	265	370	320	90	60	15	3
350	350	360	395	485	435	90	60	15	4.9
400	400	410	450	540	490	110	60	15	7.2
450	450	460	500	575	535	110	60	15	7.2
500	500	510	560	655	615	115	60	15	9.5
630	630	645	705	805	750	125	60	20	15
710	710	720	740	850	810	130	140	25	37.5

Plate Mounted sickle blade - Type Industrial CFP Series



Technical data

Model..	m³s@Pa									V	r/min	FLC Amps	SC Amps	Input Power W	dBA@ 3m	kg
	0	25	50	75	100	125	150	175	200							
200/2-1	0.175	0.162	0.142	0.095	0.062	0.032	0.014			240/1/150	2400	0.26	0.8	60	41	2.5
250/2-1	0.354	0.326	0.258	0.168	0.142	0.121	0.101	0.081	0.056	240/1/150	2600	0.4	1.2	90	51	3
315/2-1	0.547	0.503	0.451	0.370	0.259	0.164				240/1/150	2400	0.75	2.3	170	51	3.3
315/4-1	0.423	0.370	0.203	0.162	0.128	0.088	0.016			240/1/150	1370	0.35	1.1	80	49	3.3
350/4-1	0.726	0.672	0.582	0.437	0.322	0.240	0.169	0.096		240/1/150	1400	0.7	2.1	150	53	4.9
350/4-3	0.716	0.662	0.574	0.431	0.317	0.237	0.167	0.095		400/3/50	1380	0.38	1.1	140	53	4.9
400/4-1	1.083	0.983	0.874	0.613	0.435	0.311	0.124			240/1/150	1380	0.82	2.5	180	59	7.2
400/4-3	1.083	0.983	0.874	0.613	0.435	0.311	0.124			400/3/150	1380	0.47	1.6	180	59	7.2
450/4-1	1.365	1.245	1.134	0.971	0.641	0.417	0.182			240/1/150	1350	1.1	3.3	250	59	7.2
450/4-3	1.375	1.254	1.142	0.978	0.646	0.420	0.183			400/3/150	1360	0.6	1.84	250	59	7.2
500/4-1	1.871	1.767	1.648	1.497	1.278	0.979	0.761	0.588		240/1/150	1370	1.55	4.7	350	63	9.5
500/4-3	1.803	1.703	1.588	1.442	1.231	0.943	0.733	0.567		400/3/150	1320	0.9	2.65	350	61	9.5
630/4-3	0.000	0.000	0.000	0.000	0.000	0.000	0.000			400/3/150	1370	1.45	2.8	770	78	15
630/6-3	2.916	2.651	2.342	1.949	1.512	1.140	0.828	0.530		400/3/150	900	1.56	4.7	600	66	15
710/68-3	4.130	3.929	3.693	3.400	3.001	2.399	1.768	1.342	1.011	400/3/150	900	1.75	5.3	900	71	37.5
710/8pole	3.0975	2.94675	2.76975	2.55	2.25075	1.79925	1.326	1.0065		400/3/150	730	1.15	2.47	650	58	37.5